

Gradus Topguard


Primary Aluminium Entrance Matting

features


- Interior Use
- Open/Closed Construction
- Moisture Removal
- Coarse Dirt Removal
- Suitable for High Heels
- Suitable for Wheeled Traffic
- Ease of Maintenance
- Reversible Product (square and rectangle only)

profile availability


Topguard 12mm Closed Construction
Single Wiper with Aluminium Scraper Linking Strips





Topguard 18mm Open Construction
Single Wiper with Aluminium Scraper Linking Strips



Topguard 18mm Closed Construction
Single Wiper with Brass Scraper Linking Strips



Topguard 18mm Closed Construction
Double Wiper with PVC-u Scraper Linking Strips



Plan view of closed construction Topguard with black PVC-u linking strips and single black wipers

colour availability

Scraper Linking Strips

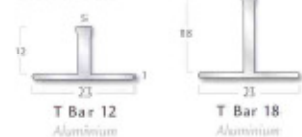


Profiles: Dimensions shown are nominal. Illustrations are full size in mm. Products subject to minor design alterations without notice.

installation accessories

Illustrations not to size

Divider Bars



For matwell frames and matting accessories see page 26

typical installation

Topguard 12mm Open Construction, Recessed in a Matwell
Double Wiper with Aluminium Scraper Linking Strips Illustration not to size

