


INTRAflex Radial

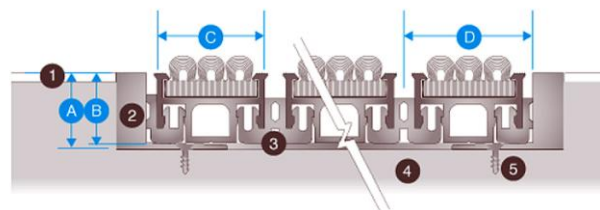

Heavy Duty 18mm Aluminium Entrance Matting



INTRAflex

features

- Heavy Duty 18mm Recessed Aluminium System
- Bespoke manufactured to suit any radius (min. 1200mm)
- Available in a variety of inserts choices
- Open construction – allows dirt to fall through into well
- Perfect aesthetics – the designer's dream
- Suitable for internal & external applications
- Curved design ensures optimum performance



- A. 21mm
- B. 18mm
- C. 28mm profile
- D. 33mm module

1. Finished floor surface
2. Recessed matwell frame
3. Levelling latex to matwell be
4. Screed sub-floor
5. Screw fittings



Polypropylene



Polyamide

