

Gradus Boulevard

Boulevard 6000

Product information:

A tufted cut pile high performance barrier carpet incorporating a heavy scraper fibre for optimum dirt removal and excellent moisture retention properties in the most demanding environments.

Barrier carpet provides an effective solution to reducing maintenance costs on surrounding floorcoverings and helps minimise the risk of slip on hard floor finishes. It can also, when maintained correctly, help protect the appearance of surrounding floorcoverings throughout their life.

Often used in conjunction with a primary entrance mat and in some situations can be used as stand-alone matting in entrances and access points. It is also ideal for use in all areas of a building, particularly those at greatest risk of damage from tracked through soil and moisture e.g. Reception areas, staircases, lifts, canteen areas, service points etc.

Designed to complement Esplanade Plus and Access primary barrier matting.

Warranties:	Sheet	Tile
Wear	10 Years	10 Years


Specification:	Sheet	Tile
Product Dimensions	2.5m x 2m	500mm x 500mm
Product Construction	Tufted Cut Pile	
Surface Yarn	100% Aquafil Alto Chroma SDN	
Backing	PVC	Bitumen
Total Weight	4470 g/m ²	4766 g/m ²
Total Thickness	8mm	9mm
Pile Height	5mm	5mm

Performance Specification

Classification BSEN 1307	Class 3
Static Electricity ISO 6356	<2kV
Thermal Resistance BS 4745: 1990	1.3 (TOG)

Flammability


BSEN 13501-1	Class Cfl-s1
--------------	--------------



Shadow
LRV 5.36



Walnut
LRV 2.86




Rosemary
LRV 4.45




Galaxy
LRV 2.66



Indigo
LRV 4.01



Atlantic
LRV 1.90



Indigo

Atlantic

LRV 4.01

LRV 1.90

LRV 4.01

LRV 1.90

LRV 4.01

LRV 1.90

LRV 4.01

LRV 1.90

LRV 4.01

LRV 1.90

LRV 4.01

LRV 1.90

LRV 4.01

LRV 1.90

LRV 4.01

LRV 1.90

LRV 4.01

LRV 1.90

LRV 4.01

LRV 1.90

LRV 4.01

LRV 1.90

LRV 4.01

LRV 1.90

LRV 4.01

LRV 1.90

LRV 4.01

LRV 1.90

LRV 4.01

LRV 1.90

LRV 4.01

LRV 1.90

LRV 4.01

LRV 1.90

LRV 4.01

LRV 1.90

LRV 4.01

LRV 1.90

LRV 4.01

LRV 1.90

LRV 4.01

LRV 1.90

LRV 4.01

LRV 1.90

LRV 4.01

LRV 1.90

LRV 4.01

LRV 1.90

LRV 4.01

LRV 1.90

LRV 4.01

LRV 1.90

LRV 4.01

LRV 1.90

LRV 4.01

LRV 1.90

LRV 4.01

LRV 1.90

LRV 4.01

LRV 1.90



500mm x 500mm View

Gradus Boulevard

Boulevard 5000HD

Product Information:

A tufted cut pile high performance barrier carpet incorporating a light scraper fibre for optimum dirt removal and excellent moisture retention properties in most contract environments.

Barrier carpet provides an effective solution to reducing maintenance costs on surrounding floorcoverings and helps minimise the risk of slip on hard floor finishes. It can also, when maintained correctly, help protect the appearance of surrounding floorcoverings throughout their life.

Often used in conjunction with a primary entrance mat and in some situations can be used as stand-alone matting in entrance and access points. It is also ideal for use in any area of a building prone to soil and moisture damage such as staircases, lifts, canteen areas or in areas of heavy wear such as reception areas or corridors.

Designed to complement Esplanade Plus and Access primary barrier matting.

Warranties:

Wear	5 Years
------	---------

Sheet

Specification:

Product Dimensions	25m x 2m
Product Construction	Tufted Cut Pile
Surface Yarn	100% Aquafil Alto Chroma SDN
Backing	PVC
Total Weight	4300 g/m ²
Total Thickness	7.5mm
Pile Height	5mm

Sheet

Performance Specification

Classification BS EN 1307	Class 3
Static Electricity ISO 6358	<2kV



Concrete
LRV 9.62



Kestrel
LRV 5.42



Shelduck
LRV 5.20



Redpoll
LRV 4.14



Cuckoo
LRV 5.69




Swallow
LRV 2.08



Moorhen
LRV 2.98



Jackdaw
LRV 1.73



Gradus Boulevard

Boulevard 1500

Product Information:

A cost effective barrier matting that is easy to install and maintain. Its ribbed design is resistant to compression and offers a superior alternative to coir matting, in line with the guidance in BS8300:2009+A1:2010 and Approved Document M of The Building Regulations 2000.

Barrier carpet provides an effective solution to reducing maintenance costs on surrounding floorcoverings and helps minimise the risk of slip on hard floor finishes. It can also, when maintained correctly, help protect the appearance of surrounding floorcoverings throughout their life. Boulevard 1500 is often used in conjunction with a primary entrance mat and in some situations can be used as a stand alone matting in entrances and access points.

Designed to complement Esplanade 1500 primary barrier matting.



500mm x 500mm View


Specification:	Sheet
Product Dimensions	15m x 2m
Product Construction	Needlepunch
Surface Yarn	100% Polypropylene
Backing	Rubber
Total Weight	3000 g/m ²
Total Thickness	9mm

Flammability


Hot Metal Nut Test BS4790	Pass, Low Radius of Effects of Ignition
---------------------------	---




Tempestas
LRV 2.14



Marinus
LRV 2.71



Terra
LRV 10.89



Calculus
LRV 9.03

