

## Zones 3 & 4

### Interior Circulation Areas, Some Interior Entrances & Access Points and Other Areas

A tufted cut pile high performance barrier carpet incorporating a light scraper fibre for optimum dirt removal and excellent moisture retention properties in most contract environments.

Barrier carpet provides an effective solution to reducing maintenance costs on surrounding floorcoverings and helps minimise the risk of slip on hard floor finishes. It can also, when maintained correctly, help protect the appearance of surrounding floorcoverings throughout their life.

Often used in conjunction with a primary entrance mat and in some situations can be used as stand-alone matting in entrance and access points. It is also ideal for use in any area of a building prone to soil and moisture damage such as staircases, lifts, canteen areas or in areas of heavy wear such as reception areas or corridors.

Designed to complement Esplanade Plus and Access primary barrier matting.



500mm x 500mm View

Warranties:	Sheet
Wear	5 Years

Specification:	Sheet
Product Dimensions	25m x 2m
Product Construction	Tufted Cut Pile
Surface Yarn	100% Aquafil Alto Chroma SDN
Primary Backing	Non-woven
Secondary Backing	PVC
Total Carpet Weight	4300 g/m <sup>2</sup>
Tufted Pile Weight	800 g/m <sup>2</sup>
Total Carpet Thickness	7.5mm
Pile Height	5mm

#### Performance Specification

Classification BSEN 1307	Class 3
Static Electricity ISO 6356	<2kV

#### Flammability

BSEN 13501-1	Class Cfl-s1
--------------	--------------

For recommended adhesives contact Technical Services on 01625 428922.



#### Samples


An accurate colour match can only be achieved by requesting the relevant product sample(s) from Gradus Technical Support on 01625 428922.



Corncrake  
LRV 9.52




Kestrel  
LRV 5.42



Shelduck  
LRV 5.20




Redpoll  
LRV 4.14



Cuckoo  
LRV 5.63



Swallow  
LRV 2.08



Moorhen  
LRV 2.98



Jackdaw  
LRV 1.73