



NUWAY TUFTIGUARD HEAVY DUTY IS ONLY AVAILABLE IN A CLOSED CONSTRUCTION:



Closed construction:

- ✓ Ideal for internal applications
- ✓ Dirt and moisture will remain on the mat ready to be removed through regular cleaning
- ✓ This is the most common construction for Nuway entrance mats


Nuway Tuftiguard Heavy Duty is available with the following inserts:



Classic – Buffed Grey



Design – Charcoal



Plain rubber

PLEASE NOTE: Nuway Tuftiguard Heavy Duty is only available with double wiper strip inserts.

Nuway Tuftiguard Heavy Duty product specification

Product name:	Nuway Tuftiguard Heavy Duty
Single or double sided:	Double sided
Guarantee:	10 years (as standard) / 15 years (installed by a FESSI contractor)
Scraper bar:	Aluminium
Depth:	12mm or 17mm
Open or closed construction:	Closed
Inserts:	Classic buffed grey / Design options charcoal / Plain rubber
Suitable for:	Extremely high footfall and extreme load environments such as stadiums, airports or car showrooms

For further information please contact us on:

United Kingdom : 01234 314314 | sales@syncros.co.uk | www.syncros.co.uk

Syncros, 19 Triumph Way, Woburn Road Industrial Estate, Kempston, Bedford, MK42 7QB